

MAPPING HISTORY 1919-1929

CLASS CASE STUDIES

STEP 1 - Generate a bottom line statement for each of the 4 case studies studied in the course.

Case 1 Impacts of Disease - 1918 Flu Pandemic

Case 2 Labour Rights

Case 3 Women's Rights

Case 4 Indigenous Rights Denied

provide 1 piece of evidence to support your bottom line for each case study


- Place these 4 cases / bottom lines on the front of your map (across the bottom)

ARTICLE PACKAGE


STEP 2 - Generate a bottom line statement for each colour / continent as an overall big idea for that region


- Generate a bottom line statement for each separate article within each colour / continent


- Provide 1 piece of evidence to support your bottom line for each article within each colour / continent


 Yellow - 2 articles = 2 bottom lines AND an overall bottom line for Europe

 Green - 5 articles = 5 bottom lines AND an overall bottom line for Russia / U.S.A.

 Blue - 3 articles = 3 bottom lines AND an overall bottom line for Latin America

 Red - 4 articles = 4 bottom lines AND an overall bottom line for Middle East


 Orange - 7 articles = 7 bottom lines AND an overall bottom line for Asia

 Black - 3 articles = 3 bottom lines AND an overall bottom line for Africa

- Place these bottom lines / supporting evidence on the blank 11 by 17 white paper

MAPPING CONNECTIONS

STEP 3 - Looking at your bottom lines from both the class case studies and the colour/continent articles, it is now time to find 10 connections between the 6 colour/continent articles through your bottom lines - these connections must be drawn on your world map using a multi-colour line that has both colours linked to each article bottom line.



- also, give each article within a colour/continent a number and place that number beside the bottom line on the blank 11 by 17 white paper AND on the world map at the origin of the coloured line
- Find 10 connections between the 6 colour/continent articles and the class case studies through your bottom lines - these connections must be drawn on your world map using a multi-colour line
- also, provide the article number corresponding to the related colour/continent
- Finally, find 5 unique bottom lines from either the class case studies and the 6 colour/continent articles and place each one on your world map inside a square with the corresponding article number (if the bottom line comes from a colour/continent)